

powered by

Q.ANTUM DUO

Q.PEAK DUO L-G8.2

415-430

ENDURING HIGH PERFORMANCE



Q.ANTUM TECHNOLOGY: LOW LEVELISED COST OF ELECTRICITY

Higher yield per surface area, lower BOS costs, higher power classes, and an efficiency rate of up to 20.3%.



INNOVATIVE ALL-WEATHER TECHNOLOGY

Optimal yields, whatever the weather with excellent low-light and temperature behaviour.



ENDURING HIGH PERFORMANCE

Long-term yield security with Anti LID Technology, Anti PID Technology¹, Hot-Spot Protect and Traceable Quality Tra.Q™.



EXTREME WEATHER RATING

High-tech aluminium alloy frame, certified for high snow (5400 Pa) and wind loads (2400 Pa).



A RELIABLE INVESTMENT

Inclusive 12-year product warranty and 25-year linear performance warranty².



STATE OF THE ART MODULE TECHNOLOGY

Q.ANTUM DUO combines cutting edge cell separation and innovative 12-busbar design with Q.ANTUM Technology.

¹ APT test conditions according to IEC/TS 62804-1:2015, method B (-1500 V, 168h)

² See data sheet on rear for further information.

THE IDEAL SOLUTION FOR:



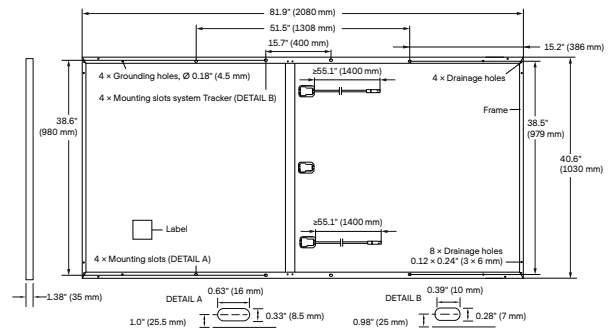
Rooftop arrays on commercial/industrial buildings



Ground-mounted solar power plants

MECHANICAL SPECIFICATION

Format	81.9 in × 40.6 in × 1.38 in (including frame) (2080 mm × 1030 mm × 35 mm)
Weight	55.1 lbs (25.0 kg)
Front Cover	0.13 in (3.2 mm) thermally pre-stressed glass with anti-reflection technology
Back Cover	Composite film
Frame	Anodized aluminum
Cell	6 × 24 monocrystalline Q.ANTUM solar half cells
Junction Box	2.09-3.98 in × 1.26-2.36 in × 0.59-0.71 in (53-101 mm × 32-60 mm × 15-18 mm), IP67, with bypass diodes
Cable	4 mm ² Solar cable; (+) ≥55.1 in (1400 mm), (-) ≥55.1 in (1400 mm)
Connector	Stäubli MC4-Evo2, Hanwha Q CELLS HQC4, Amphenol UTX, Renhe 05-8, JMTHY JM601A; Tongling Cable01S-F, IP68 or Friends PV2e; IP67

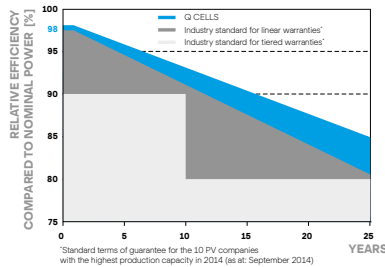


ELECTRICAL CHARACTERISTICS

POWER CLASS		415	420	425	430	
MINIMUM PERFORMANCE AT STANDARD TEST CONDITIONS, STC ¹ (POWER TOLERANCE +5 W / -0 W)						
Minimum	Power at MPP ¹	P_{MPP} [W]	415	420	425	430
	Short Circuit Current ¹	I_{SC} [A]	10.69	10.74	10.78	10.83
	Open Circuit Voltage ¹	V_{OC} [V]	48.59	48.84	49.09	49.33
	Current at MPP	I_{MPP} [A]	10.18	10.22	10.27	10.31
	Voltage at MPP	V_{MPP} [V]	40.77	41.08	41.39	41.70
	Efficiency ¹	η [%]	≥19.4	≥19.6	≥19.8	≥20.1
MINIMUM PERFORMANCE AT NORMAL OPERATING CONDITIONS, NMOT ²						
Minimum	Power at MPP	P_{MPP} [W]	310.8	314.5	318.3	322.0
	Short Circuit Current	I_{SC} [A]	8.61	8.65	8.69	8.72
	Open Circuit Voltage	V_{OC} [V]	45.82	46.05	46.29	46.52
	Current at MPP	I_{MPP} [A]	8.01	8.05	8.08	8.12
	Voltage at MPP	V_{MPP} [V]	38.79	39.09	39.38	39.67

¹Measurement tolerances $P_{MPP} \pm 3\%$; I_{SC} ; $V_{OC} \pm 5\%$ at STC: 1000 W/m², 25 ± 2 °C, AM 1.5 according to IEC 60904-3 • 2800 W/m², NMOT, spectrum AM 1.5

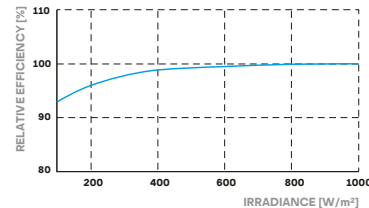
Q CELLS PERFORMANCE WARRANTY



At least 98% of nominal power during first year. Thereafter max. 0.54% degradation per year. At least 93.1% of nominal power up to 10 years. At least 85% of nominal power up to 25 years.

All data within measurement tolerances. Full warranties in accordance with the warranty terms of the Q CELLS sales organisation of your respective country.

PERFORMANCE AT LOW IRRADIANCE



Typical module performance under low irradiance conditions in comparison to STC conditions (25 °C, 1000 W/m²)

TEMPERATURE COEFFICIENTS

Temperature Coefficient of I_{SC}	α [%/K]	+0.04	Temperature Coefficient of V_{OC}	β [%/K]	-0.27
Temperature Coefficient of P_{MPP}	γ [%/K]	-0.35	Normal Module Operating Temperature	NMOT [°F]	109 ± 5.4 (43 ± 3 °C)

PROPERTIES FOR SYSTEM DESIGN

Maximum System Voltage V_{SYS}	[V]	1500 (IEC)/1500 (UL)	Safety Class	II
Maximum Series Fuse Rating	[A DC]	20	Fire Rating based on ANSI / UL 1703	C (IEC) / TYPE 1 (UL)
Max. Design Load, Push / Pull ³	[lbs / ft ²]	75 (3600 Pa) / 33 (1600 Pa)	Permitted Module Temperature on Continuous Duty	-40 °F up to +185 °F (-40 °C up to +85 °C)
Max. Test Load, Push / Pull ³	[lbs / ft ²]	113 (5400 Pa) / 50 (2400 Pa)		

³ See Installation Manual

QUALIFICATIONS AND CERTIFICATES

UL 1703, CE-compliant, IEC 61215:2016, IEC 61730:2016, Application Class II, U.S. Patent No. 9,893,215 (solar cells)



PACKAGING INFORMATION

Number of Modules per Pallet	29
Number of Pallets per 53' Trailer	26
Number of Pallets per 40' HC-Container	22
Pallet Dimensions (L × W × H)	84.6 × 45.3 × 48.0 in (2150 × 1150 × 1220 mm)
Pallet Weight	1717 lbs (779 kg)

Note: Installation instructions must be followed. See the installation and operating manual or contact our technical service department for further information on approved installation and use of this product.

Hanwha Q CELLS America Inc.

400 Spectrum Center Drive, Suite 1400, Irvine, CA 92618, USA | TEL +1 949 748 59 96 | EMAIL inquiry@us.q-cells.com | WEB www.q-cells.us